

# Double-End Truck Wrench & Set

## 1999A

- Chrome vanadium alloy steel
- Chrome plated



## 1999



## 1999R



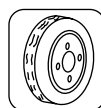
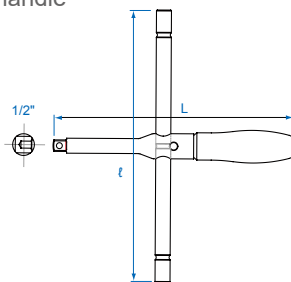


Set KT NO.	g	Box	Wrench KT NO.	Size mm	ø mm	Overall length mm	Tommy Bar KT NO.	Overall length mm
19991921A	1183	1 / 20	19991921	19 x 21	16	300	19980016	300
19992224A	2330	1 / 8	19992224	22 x 24	20	406	199920R	400
19992427A	2673	1 / 8	19992427	24 x 27	20	406	199920R	400
19992432A	2360	1 / 8	19992432	24 x 32	20	406	199920R	400
19992730A	2740	1 / 8	19992730	27 x 30	20	406	199920R	400
19992732A	2762	1 / 8	19992732	27 x 32	20	406	199920R	400
19992733A	2796	1 / 8	19992733	27 x 33	20	406	199920R	400
19992833A	2440	1 / 8	19992833	28 x 33	20	406	199920R	400
19993032A	2853	1 / 8	19993032	30 x 32	20	406	199920R	400
19993233A	2875	1 / 8	19993233	32 x 33	20	406	199920R	400
19993238A	3055	1 / 4	19993238	32 x 38	20	406	199920R	400
19993821A	3794	3	19993821	○ 38 x ○ 21 SQ.	25	406	199925R	595
19993822A	3794	3	19993822	○ 38 x ○ 22 SQ.	25	406	199925R	595
19994121LA	4074	3 / 3	19994121L	○ 41 x ○ 21 SQ.	25	450	199925R	595

# T-Spin Lug Wrench Set

## 4503MR01

- Fast spinning action extension wrench
- Reach deep area with soft grip handle
- Suitable for passenger vehicles



## 4506MR



4 PC.



6 PC.

KT NO.	Size	ℓ mm	L mm	Kg	Box
4503MR01	■ 1/2"	300	265	1.36	12
	○ 4335MR 19, 21 mm				
4506MR	■ 1/2"	300	265	1.56	10
	○ 4335MR 17, 19, 21, 23 mm				